



# Nottoway High School NJROTC

## Seaman Apprentice (c/E-2): Written Exam

### Study Guide

Date: Click or tap here to enter text.

Cadet Name: Click or tap here to enter text.

#### **REFERENCE:**

- a. *Cadet Field Manual 12<sup>th</sup> Edition*
- b. *B. Cadet Reference Manual*

#### **Written Exam:**

### **THE NJROTC CADET CREED**

- I am a Navy Junior ROTC Cadet.
- I strive to promote patriotism and to become an informed and responsible citizen.
- I respect those in positions of authority.
- I support those who defend freedom and democracy around the world.
- I proudly embrace the Navy's core values of **Honor, Courage and Commitment**.
- I am committed to excellence and the fair treatment of all.

### **UNIT 1: CFM NJROTC UNIFORM REGULATIONS**

Uniform The word “uniform” comes from a combination of two Latin words, **unus**-meaning one and **forma** meaning form, shape, appearance, and together means “**oneform.**”

The Uniform is important for NJROTC cadets to maintain a high standard of dress and personal appearance, Unit cohesion, sense of pride, and unit **esprit de corps- a feeling of pride and common loyalty shared by members of a group.**

**The Uniform:** A symbol of the nation’s defense forces • Projects an image of devotion to duty • honor • tradition.

**Smartness:** Make it a matter of personal pride and brings credit to: Unit • School • Community • The U.S. Navy • Country

To stay sharp, you must take care of your uniform on a daily basis. Uniforms shall be kept clean, neat and in good repair.

**Uniform of The Day:** The uniform of the day is the uniform your Naval Science Instructor (NSI) directs you to wear on any given day.

The uniform will be worn by all cadets at least **one full school day each week**.

**The combination cap: (optional for officers and chiefs) or the garrison cap (enlisted) is a required part of the uniform.**

Uniform for special occasions, such as field day, shall be prescribed by your NSI cadets will remain in the complete NJROTC uniform.

The four elements that are important when wearing the uniform. **Neatness, cleanliness, safety, military image**

**This includes:** hair• mustaches• sideburns• hair ornaments• earrings/studs• fingernails• cosmetics• necklaces• rings• watches• bracelets

**Male Cadets Hair-** Shall be neat, clean, and well-groomed above the ears and around the neck **tapered upwards 3/4-inch** and outward no more than **3/4-inch**; no longer than **4 inches**; bulk not exceeding **2 inches**

**Female Cadet Hairstyles-**

Various hairstyles are permitted **provided they are groomed to fit within the guide-lines** as listed in the Cadet Field Manual.

**Braids**, if worn, must be **neatly and inconspicuously secured at all points** to the head, and may not dangle free at any point. May touch, but **cannot fall below the horizontal line level with the lower edge of the back of the collar** as indicated by line "a" shown on slide.

## **NAVY SERVICE UNIFORM**

**Female Ribbon/Name Tag Placement** -Placement of the **bottom of the ribbons** shall be **six and one quarter inches (6 1/4")** down from the **intersection of the front seam and shoulder seam** and **centered** over the **front seam**. Name tags shall be placed in the same manner on the right side of the over blouse.

**Male and Female Uniforms:** Normally, **only officers and chiefs are authorized** to wear the **Service Dress Blue uniform**.

**Exception:** Enlisted members of the color guard **may wear** the Service Dress Blue uniform **only when performing color guard duties**.

**Male Uniforms:** The Working Khaki uniform may be authorized for sea cruises, field trips, or other events as authorized by your NSI. **NOTE: The khaki uniform is NOT authorized as a "Uniform of the Day" uniform.**

Working Khaki Shirt: Ribbons, medals, and aiguillettes **are not authorized** on the Working Khaki uniform. **(Nottoway HS NJROTC does not issue working Khaki uniforms)**

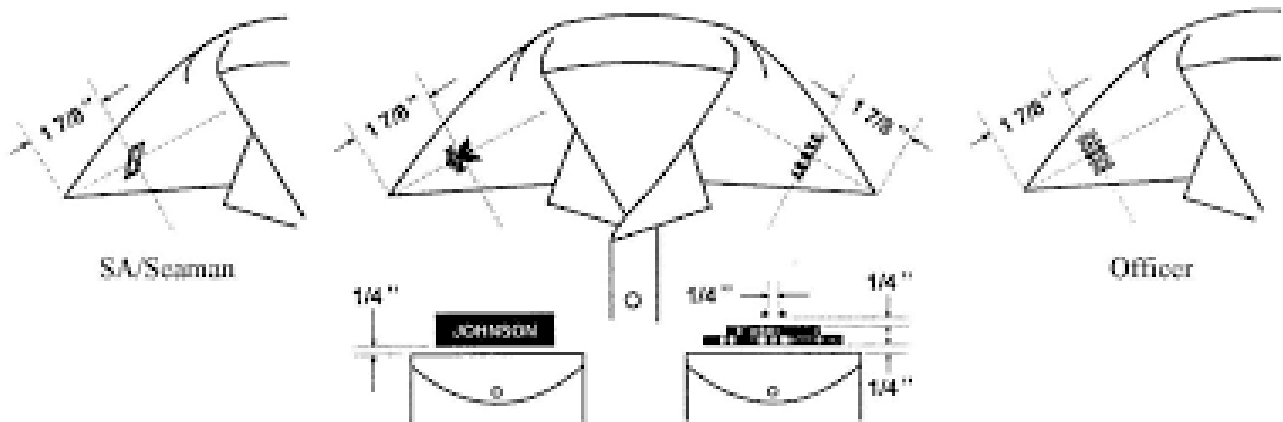
**The combination cap:** with white cover is worn only by chiefs and officers, and by members of the color guard. It is worn with the **Service Dress**.

Cadet Chief Petty Officers wears a **black chin strap**. Cadet Officers wear a **gold chinstrap**.

**Garrison Caps** shall be worn squarely on the head, with the bottom edge horizontal. Shall be worn **only** with the Naval Service Uniform (NSU) by all personnel.

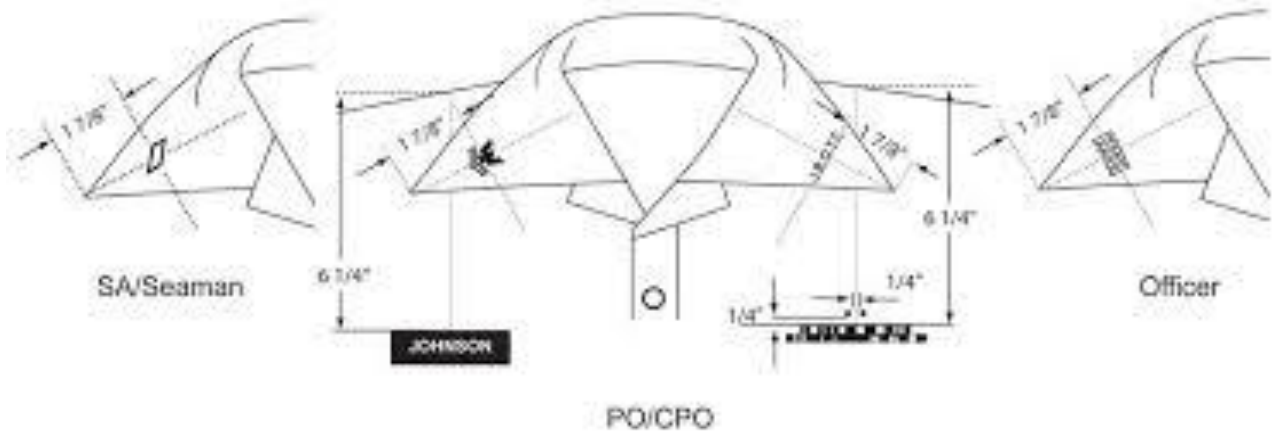
Plain white crew-neck or V-neck tee shirts shall be worn with all uniforms.

Uniforms Shoes shall be: Navy-style plain black-laced leather oxfords. The entire shoe should be kept well-shined.



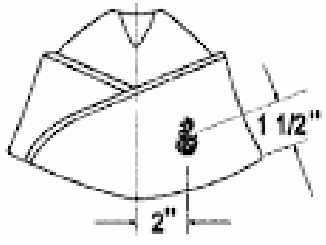
### Male NSU Measurements

<b>Name Tag</b>	Centered 1/4 inches above the <b>Right</b> breast pocket
<b>Rank</b>	Centered 1 7/8 inches from the tip of the <b>Right</b> collar
<b>J-Bar</b>	Centered 1 7/8 inches from the tip of the <b>Left</b> collar
<b>Anchor ( Cap/Cover)</b>	2 inches back and 1 1/2 from the base of the cap on the <b>Right</b> side
<b>Rank ( Cap/Cover)</b>	2 inches back and 1 1/2 inches from the base of the cap on the <b>Left</b> side
<b>Ribbons</b>	Centered 1/4 inches above the <b>Left</b> breast pocket
<b>Devices</b>	Centered on ribbon
<b>Service Stars</b>	Centered 1/4 inches above ribbons
<b>Positional Cords</b>	2 inches from and 1 inch back from the <b>Left</b> shoulder seam
<b>Leadership Academy Cord</b>	2 inches from and 1 inch back from the edge of the <b>Right</b> shoulder seam

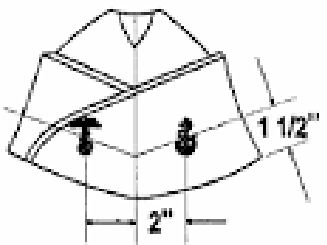


### Female NSU Measurements

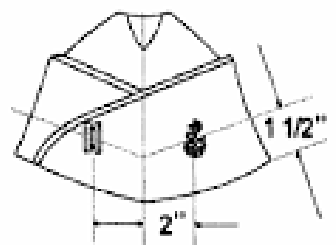
<b>Name Tag</b>	Centered 6 1/4 inches from the <b>Right</b> shoulder seam.
<b>Rank</b>	Centered 1 7/8 inches from the tip of the <b>Right</b> collar
<b>J-Bar</b>	Centered 1 7/8 inches from the tip of the <b>Left</b> collar
<b>Anchor ( Cap/Cover)</b>	2 inches back and 1 1/2 inches from the base of the cap on the <b>Right</b> side.
<b>Rank ( Cap/Cover)</b>	2 inches back and 1 1/2 inches from the base of the cap on the <b>Left</b> side
<b>Ribbons</b>	Centered 6 1/4 inches from the <b>Left</b> shoulder seam
<b>Devices</b>	Centered on ribbon
<b>Service Stars</b>	Centered 1/4 inches above ribbons
<b>Positional Cords</b>	2 inches from the edge <b>Left</b> shoulder seam
<b>Leadership Academy Cord</b>	2 inches from the edge of the <b>Right</b> shoulder seam



SR/SA/Seaman/PO's



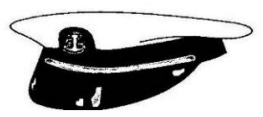

CPO



Officer

\*\* The Garrison cap is worn with the Naval Service Uniform (male & female). It is worn during all months and is authorized for every cadet to wear.

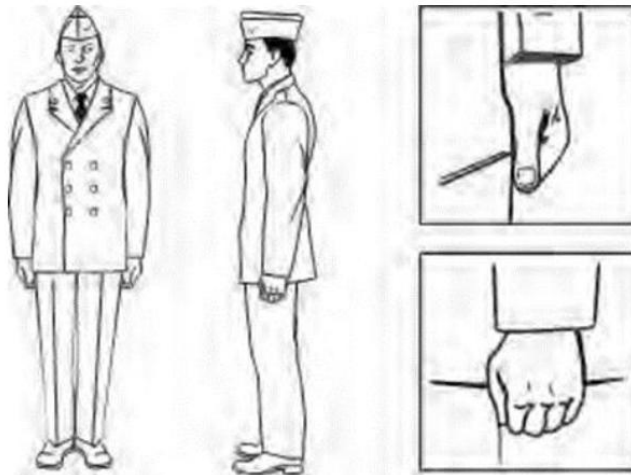
(Officers/CPOs)



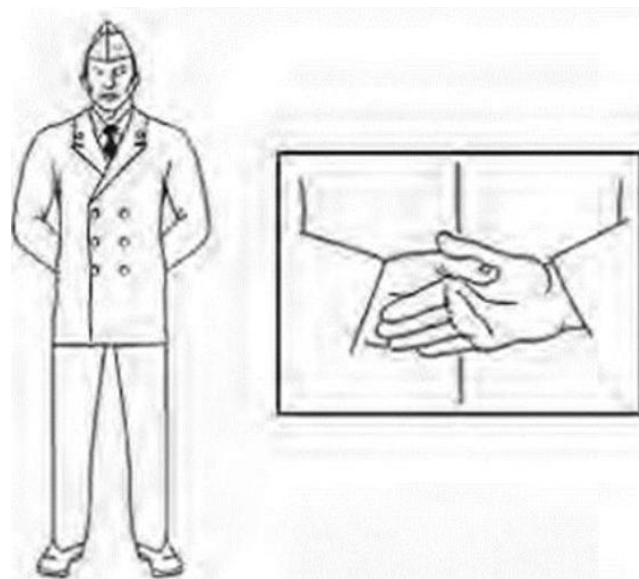
\*\* Combination Cover is worn when authorized with the Service Dress blue (male & female Officers and CPOs) or worn during a color Guard events

# Basic Stationary Drill

**Position of Attention:** While at attentions cadets stand straight with their heels together and feet at a 45-degree angle, hands in a fist with your thumb along the seams of your pants, and maintain bearing.




**Parade Rest:** While at parade rest cadets stand straight with their heels smartly 12 inches apart. The left hand is placed over the right hand. The thumb of the right hand lightly grasps the thumb of the left.

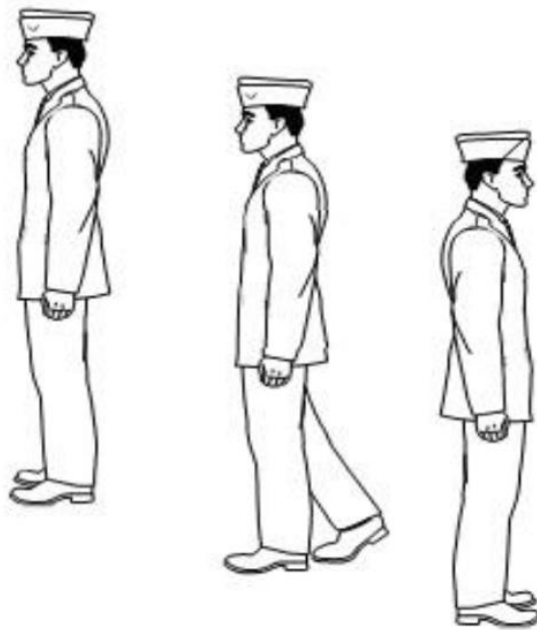


## Basic Stationary Drill cont.

**Right Face:** On count one, at the command “**FACE,**” raise your left heel and right toe slightly. Turn to the right on your right heel and left toe. Keep your left leg straight but not stiff. On count two, place the left foot smartly beside the right and stand at attention. Left face is executed vice versa.



**About Face:** On count one at the command “**FACE,**” place your right toe half your foot’s length behind and slightly to the left of your heel. Do not change the position of your left foot. Rest your weight evenly on the left heel and the ball of the right foot. On count two, turn smartly to the right until facing rear. The turn is made on the left heel and ball of the right foot. The knees remain straight, but not locked during the movement.



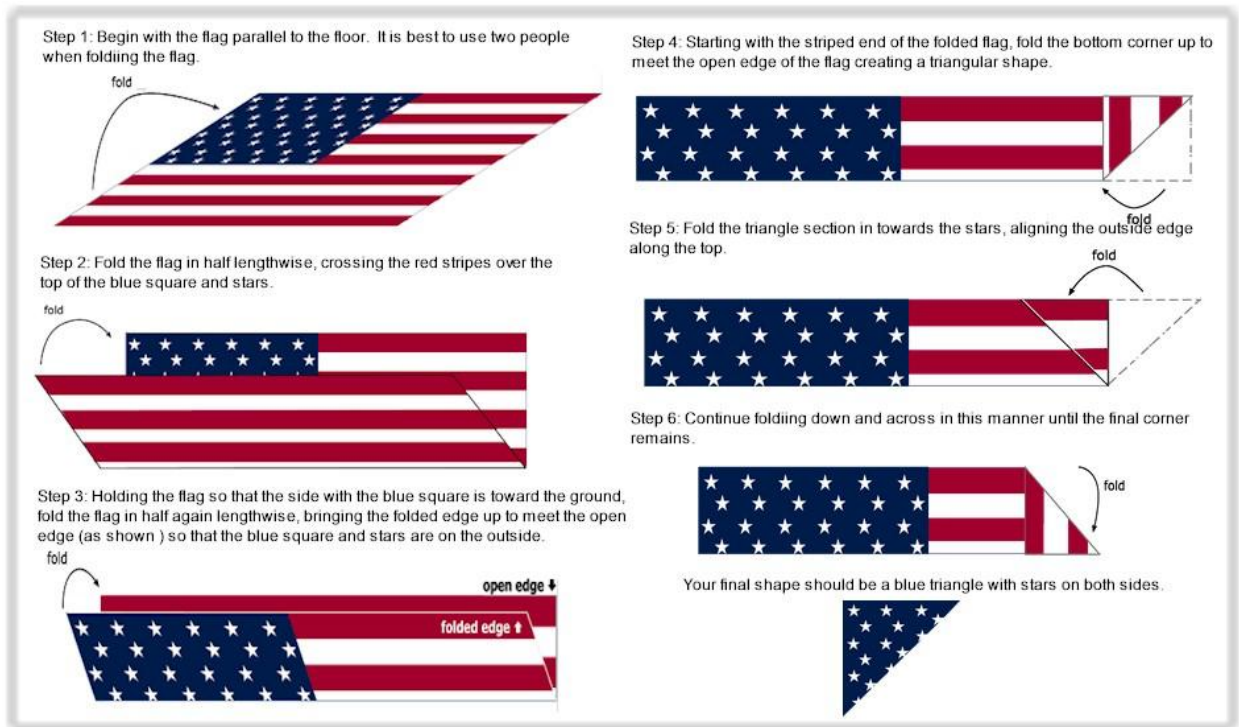
## Hand Salute

When the command “**SALUTE**” is given, raise your right hand smartly in the most direct manner until the tip of your forefinger touches the lower part of the combo cover above and slightly right of your right eye. Your fingers should be extended and joined with the thumb along the forefinger. You should be able to see your entire palm when looking straight ahead. Your upper arm should be parallel with the deck with the elbow in line with the body and your forearm at a 45-degree angle.

Your wrist, hand and forearm should be straight, a continuation of the line made by your arm. At the same time, if not in ranks, turn your head and eyes toward the person or colors you are saluting.



# How to Properly Fold the Ensign (Flag)



## Practical: Basic Drill

DRILL MOVEMENT
1. Fall, In
2. Parade, Rest
3. Attention
4. At, Ease
5. Attention
6. Right, Face
7. Left, Face
8. About, Face
9. About, Face
10. Hand, Salute
11. Ready, Two
12. Fall, Out