



# Nottoway High School NJROTC Seaman (c/E-3): Written Exam Study Guide

Date: Click or tap here to enter text.

Cadet Name: Click or tap here to enter text.

## **REFERENCE:**

- a. *Cadet Field Manual 12<sup>th</sup> Edition*
- b. *B. Cadet Reference Manual*

## **Written Exam:**

### **Military Alphabet:**

A - Alpha  
B - Bravo  
C - Charlie  
D - Delta  
E - Echo  
F - Foxtrot  
G - Golf  
H - Hotel  
I - India  
J - Juliet  
K - Kilo  
L - Lima  
M - Mike  
N - November  
O - Oscar  
P - Papa  
Q - Quebec R - Romeo  
S - Sierra  
T - Tango  
U - Uniform  
V - Victor  
W - Whiskey  
X - X-ray  
Y - Yankee  
Z - Zulu

# General Orders to the Sentry (1 through 5)





1. Take charge of this post and all government property in view.
2. Walk my post in a military manner, keeping always on the alert, and observing everything that takes place within sight or hearing.
3. Report all violations of orders I am instructed to enforce.
4. Repeat all calls from any posts more distant from the guardhouse or the quarter-deck than my own.
5. Quit my post only when properly relieved.

## CFM Chapter 2 NJROTC Rank Structure











### Enlisted Ranks

Insignia (Rank Emblem)	Rate	Rate Abbreviations
(No Insignia)	Cadet Seaman Recruit	SR
	Cadet Seaman Apprentice	SA
	Cadet Seaman	SN
	Cadet Petty Officer 3rd Class	PO3
	Petty Officer 2nd Class	PO2
	Cadet Petty Officer 1st Class	PO1
	Cadet Chief Petty Officer	CPO
	Cadet Senior Chief Petty Officer	SCPO
	Cadet Master Chief Petty Officer	MCPO























### Officer Ranks

Insignia (Rank Emblem)	Rank	Rank Abbreviations
	Cadet Ensign	ENS
	Cadet Lieutenant (Junior Grade)	LTJG
	Cadet Lieutenant	LT
	Cadet Lieutenant Commander	LCDR
	Cadet Commander	CDR

## CFM Chapter 2 Navy Enlisted and Officer Rank Structure

Insignia	Rank	Designation
	Seaman Recruit (SR)	E-1
	Seaman Apprentice (SA)	E-2
	Seaman (SN)	E-3
HAT / COLLAR 	Petty Officer 3rd Class (PO3)	E-4
HAT / COLLAR 	Petty Officer 2nd Class (PO2)	E-5
HAT / COLLAR 	Petty Officer 1st Class (PO1)	E-6
HAT / COLLAR 	Chief Petty Officer (CPO)	E-7
HAT / COLLAR 	Senior Chief Petty Officer (SCPO)	E-8
HAT / COLLAR 	Master Chief Petty Officer (MCPO)	E-9
HAT / COLLAR 	Master Chief Petty Officer of the Navy	E-9

## U.S. NAVY OFFICER RANKS

GRADE	RANK	ABBREVIATION	COLLAR INSIGNIA	DESCRIPTION	SLEEVE / SHOULDER BOARD INSIGNIA	DESCRIPTION
O-1	ENSIGN	ENS		1 GOLD BAR		ONE ½" GOLD STRIPE
O-2	LIEUTENANT JUNIOR GRADE	LTJG		1 SILVER BAR		ONE ½" GOLD STRIPE WITH ONE ¼" GOLD STRIPE ABOVE IT
O-3	LIEUTENANT	LT		2 SILVER BARS		TWO ½" GOLD STRIPES
O-4	LIEUTENANT COMMANDER	LCDR		1 GOLD OAK LEAF		TWO ½" GOLD STRIPES WITH ONE ¼" GOLD STRIPE IN BETWEEN
O-5	COMMANDER	CDR		1 SILVER OAK LEAF		THREE ½" GOLD STRIPES
O-6	CAPTAIN	CAPT		1 SILVER SPREAD EAGLE		FOUR ½" GOLD STRIPES
O-7	REAR ADMIRAL LOWER HALF	RDML		1 SILVER STAR		SB: ONE SILVER STAR ON A GOLD BACKGROUND SL: ONE 2" GOLD STRIPE
O-8	REAR ADMIRAL UPPER HALF	RADM		2 SILVER STARS		SB: TWO SILVER STARS ON A GOLD BACKGROUND SL: ONE 2" GOLD STRIPE WITH ONE ½" GOLD STRIPE ABOVE IT
O-9	VICE ADMIRAL	VADM		3 SILVER STARS		SB: THREE SILVER STARS ON A GOLD BACKGROUND SL: ONE 2" GOLD STRIPE WITH TWO ½" GOLD STRIPES ABOVE IT
O-10	ADMIRAL	ADM		4 SILVER STARS		SB: FOUR SILVER STARS ON A GOLD BACKGROUND SL: ONE 2" GOLD STRIPE WITH TWO ½" GOLD STRIPES ABOVE IT
O-11	FLEET ADMIRAL	FADM		5 SILVER STARS		SB: FIVE SILVER STARS ON A GOLD BACKGROUND SL: ONE 2" GOLD STRIPE WITH FOUR ½" GOLD STRIPES ABOVE IT

## CHAPTER 2: NJROTC RATES/RANKS AND U.S. NAVY RATES/RANKS

1. Define rate.
2. Define rank.
3. What rate has a collar device consisting of two silver diagonal stripes?
4. What is the difference between advancement and promotion?
5. An eagle and two stars perched on a fouled anchor is the collar device for whom?
6. What is the highest authorized rank within a unit of company strength?
7. What is the highest rank that can be attained by a cadet in NJROTC?
8. The collar device that has four attached bars is for whom?
9. A collar device consisting of a single gold bar represents what rank?
10. How many stars does an Admiral have on his collar insignia?
11. What is the pay grade of a Captain?
12. What is the pay grade for a Chief Petty Officer?
13. What is the pay grade for a Warrant Officer?
14. What is required for achievement to officer status within the NJROTC?
15. What collar insignia does a Cadet Seaman Recruit wear?
16. What specific assignments are given to a Cadet Seaman Recruit, Cadet Seaman Apprentice, and Cadet Seaman?
17. What assignments would a Cadet Petty Officer Third Class include?
18. The Cadet Petty Officer First Class collar device insignia looks like what? When can cadets usually achieve this rate?
19. What position can the SNSI assign a Cadet Master Chief Petty Officer?
20. What is the rank of the most junior cadet officer?
21. When are cadet officers chosen?
22. What does a Cadet Lieutenant Commander collar device look like? What specific position does Cadet Lieutenant Commander fill?
23. List the Naval officers' pay grades, from most junior to most senior.
24. List the pay grades and rates of enlisted personnel from junior to senior.
25. Where do Warrant Officers and Chief Warrant Officers fit in the chain of command?

# Practical: Raise and lower the Colors

1. Raising the flag is done every day before school.
2. Once in position, (talk to your Honor Guard Commander if you haven't been on Flag Duty) cadets will unfold the flag while the blue field is being attached.
3. The flag hoisted smartly (quickly) up. (salute in uniform)
4. Then in the afternoon the flag is lowered slowly and refolded

## Half- Mast

1. Before class, the flag is hoisted up to the full- mast (salute in uniform)
2. Once at full- mast the flag is slowly lowered to the halfway point of the flagpole. (Continue saluting until given the order, "Order Arms")
3. In the afternoon, the flag is raised from the halfway point back up to full- mast. (Salute in uniform)
4. Lastly, it is lowered slowly to the bottom where it is unhooked and folded.

## **Practical: Squad Unarmed Drill**

<b>DRILL MOVEMENT</b>
<b>1. Fall, In</b>
<b>2. Dress Right, Dress</b>
<b>3. Ready, Front</b>
<b>4. Forward, March</b>
<b>5. Detail, Halt</b>
<b>6. Forward, March</b>
<b>7. Column Right, March</b>
<b>8. Right Oblique, March</b>
<b>9. Squad, Halt</b>
<b>10. Forward, March</b>
<b>11. Left Oblique, March</b>
<b>12. Squad, Halt</b>
<b>13. Forward, March</b>
<b>14. Column Right, March</b>
<b>15. Close, March</b>
<b>16. Forward, March</b>
<b>17. Extend, March</b>
<b>18. Forward, March</b>
<b>19. By the Right Flank, March</b>
<b>20. By the Left Flank, March</b>
<b>21. Squad Halt</b>
<b>22. Fall Out</b>